

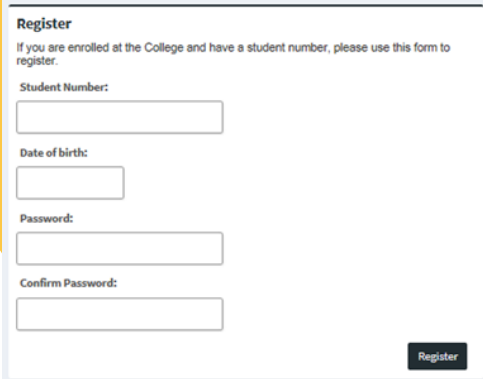
# **Pay My Student GC!**



**Sign up to  
Gloucestershire  
College's Student  
Support Fund  
Online now!**

## Are you looking for financial support whilst studying at Gloucestershire College?

At Gloucestershire College we want to provide opportunities for students to learn successfully, we are able to support students financially in a number of different ways and advise you to read the Financial Student Support Guide to understand the ways in which we can support you. You can also discuss this with a member of our Student Support team, located in Student Services on any campus.

A screenshot of the 'Register' form on the PayMyStudent portal. It includes fields for 'Student Number', 'Date of birth', 'Password', and 'Confirm Password', along with a 'Register' button.

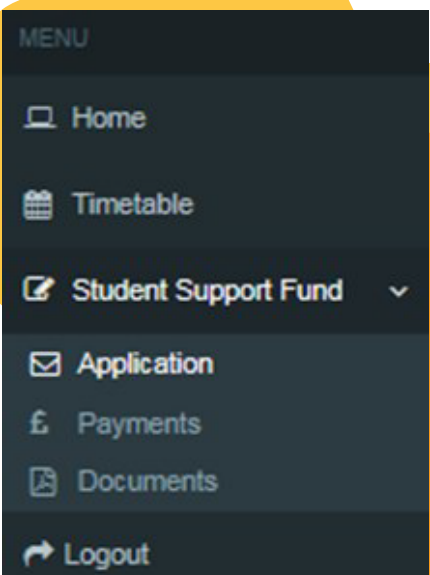
### Register

Use your student number or if you are unsure what this is, you can register without via the web address below.



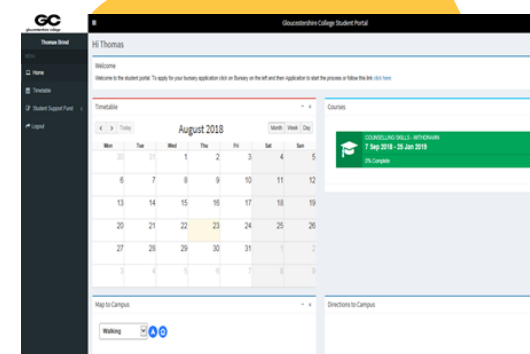
### Activate

You will need to activate your account, this can be done via email or text. If you have any issues please contact Student Services



### Application

You complete your application online. This is where you will upload any eligible evidence. You can upload from any device.



### Online Services

Here you can view any communications and payments sent to you regarding the Student Support Fund.

## What happens next?

### Assessment Period

Your application will be assessed within 10 working days, Please check your emails for any updates regarding your application.

### If you need additional Support?

We will email you confirming what you have been awarded. If you feel you require further support please speak to your Student mentor or a Student Support Adviser.

### Checking your Payments

You will be able to check the status of your payments by logging into your PayMy Student account. They can be found at the bottom of the homepage

**Web Address: (QR code on the front and back)**

**<https://gloscol.paymystudent.com/portal/>**

